

Communication & Mass Media Complete Help Guide

Navigation

Step 1: Access the Benner Library homepage at library.olivet.edu.

Step 2: Click on “Subject Guides” and then “All Subject Guides.”

Subject Guides	All Subject Guides	Most Frequently Used Guides
Books & Media	eResources A-Z	15,219 Nursing
Journals & Articles	Where to Start	1,112 Education: Professional
Services	Good Places to Start	878 Psychology
Help	Explore Topics	582 Religion
	Biography	577 Business_Marketing
	Book Reviews	570 Social_Work
	Selected Gen Ed Classes	
	Speech	
	College Writing II	
	Exegesis	

Number reflects page views for January-March 2018

Step 3: Click on the “Communication” subject guide.

Subject Guides

These guides include databases, links and tutorials.


Accounting & Finance	Education: K-12	Military Science
Art & Digital Media	Education: Professional	Music
Astronomy	Education: Special Education	News
Biblical Literature	Engineering	Nursing
Biography	English	Philosophy
Biology	Exercise & Sports Science	Physical Science
Book Reviews	Family & Consumer Sciences	Physics
Business & Marketing	French	Political Science
Careers	Geography	Primary Sources
Chemistry	Geology	Psychology
Christian Education	Good Places to Start	Reference
Christian Ministry	Health	Social Work
Communication	History	Sociology
Computer Science	Images & Multimedia	Spanish

Step 4: Navigate to the “Communication and mass Media” database under the “Selected Databases” heading.

Communication

Selected Databases


- Academic Search Complete ▾
- Communication and Mass Media ▾
- Filmmakers Library Online ▾
- GreenFILE ▾
- Issues and Controversies ▾
- Literature Criticism Online ▾



Finding Research in Communication & Mass Media Complete

Step 1: Type the search term. This example will use the search term “talk shows.”

Step 2: Click “Search.”



Searching: **Communication & Mass Media Complete** | [Choose Databases](#)


<input type="text" value="Talk shows"/>	<input type="text" value="Select a Field (optional) ▾"/>	<input type="button" value="Search"/>
<input type="text" value="AND ▾"/> <input type="text"/>	<input type="text" value="Select a Field (optional) ▾"/>	Create Alert
<input type="text" value="AND ▾"/> <input type="text"/>	<input type="text" value="Select a Field (optional) ▾"/>	Clear ?

Narrow the search

Step 1: Type the search term.

Step 2: Type the second search term in the second search box. “AND”, “OR”, or “NOT” can be selected in the dropdown list to either exclude or include terms in the search.

Step 3: Click “Search.”



Searching: **Communication & Mass Media Complete** | [Choose Databases](#)

<input type="text" value="Talk shows"/>	<input type="text" value="Select a Field (optional) ▾"/>	<input type="button" value="Search"/>
<input type="text" value="AND ▾"/> <input type="text" value="late night"/>	<input type="text" value="Select a Field (optional) ▾"/>	Create Alert
<input type="text" value="AND ▾"/> <input type="text"/>	<input type="text" value="Select a Field (optional) ▾"/>	Clear ?

Step 4: Continue limiting the search with the options on the left side bar such as “Full Text”, “Publication Date”, or “Academic Journals.”

Refine Results

Current Search

Boolean/Phrase:
Talk shows AND late night

Limit To

Olivet Nazarene titles

Full Text

Scholarly (Peer Reviewed) Journals

1967 Publication Date 2018

Show More

Source Types

All Results

Magazines (116)

Trade Publications (62)

Academic Journals (16)

Step 5: To search within a specific publication, type the name of the publication on the “Advanced Search” page before searching for the article.

Limit your results

Olivet Nazarene titles

Scholarly (Peer Reviewed) Journals

Published Date

Month Year - Month Year

Full Text

References Available

Publication

mediaweek

Note: Boolean search term "And"- Combines search terms so that each search result contains ALL the keywords.

"Or"- Combines search terms so that each search result contains AT LEAST ONE keyword.

"Not"- Excludes terms so that each search result DOES NOT contain a specific word.

Expand the search

Step 1: Type the search term.

Step 2: Check one of the boxes in the “Search Modes and Expanders” section of advanced search options.

The “Apply related words” feature adds any other relevant words to the search (e.g. broadcasting, television, talk show hosts, etc.).

The “Also search within full text of the articles” feature allows the entire article to be searched for the keyword(s).

Likewise, the “Apply equivalent subjects” feature adds any other relevant subject to the search.



Step 3: Click “Search.”

Questions?

Contact Pam Greenlee through the SGCS Librarians link under the “Help” tab on the Benner Library Home page

