

# Accessing course eBooks in The Palace Project app

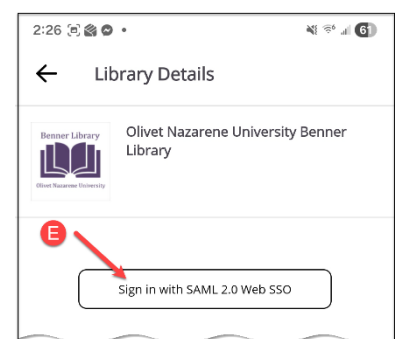
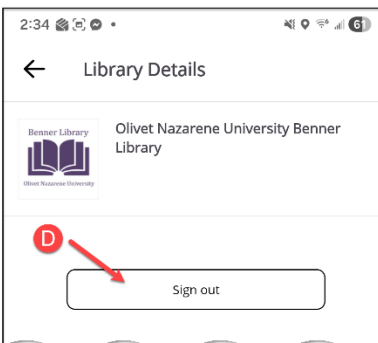
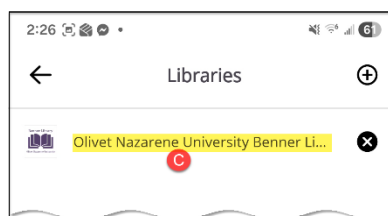
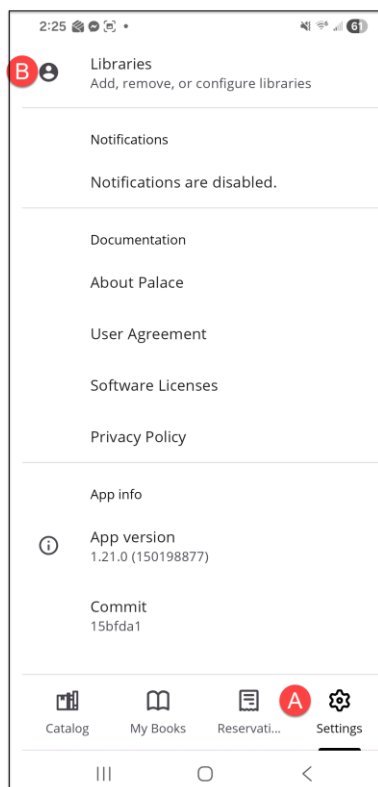
## Quick steps

1. [Download the app](#)
2. Choose "Olivet Nazarene University"
3. You will be asked to authenticate via ONU credentials (e.g. ONU email username and password).
4. Search for the book author or title in the app
5. Click "borrow"

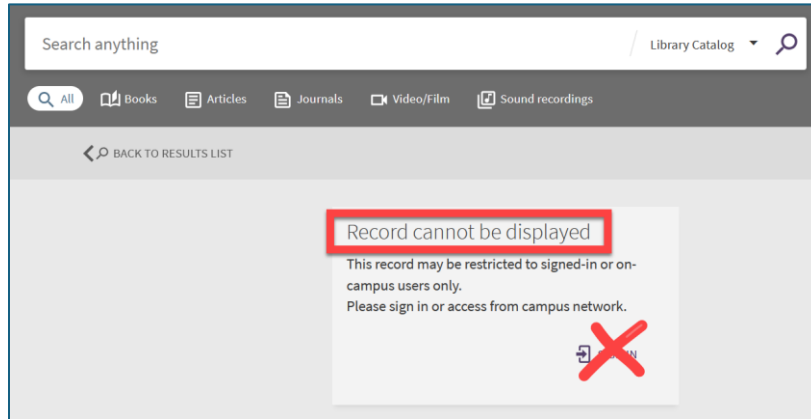
## Android users:

If you haven't used the app in a little while, you might be logged out and will get an error when you try to borrow a book. If this happens:

- A. Click on "settings" icon in lower right-corner of app
- B. Click on person icon in upper left corner
- C. Click on the word Olivet Nazarene University
- D. Sign out
- E. Sign in again



## Using link from the Library Catalog?



- **You will get this error** if you found or are given a link to the ebook's expired record in the Library Catalog.
- **Do not sign-in.**
- **Instead, you will have to find the ebook in The Palace Project app on a mobile device in order to read it.**

As of Jan. 6, 2026:

- There is no web-version of the app.
- Even on a phone, there is no direct link between the Library Catalog and eBooks or audio books in the app.

## Need help? Ask a Librarian

**Call:** 815-939-5355

**Email:** [ONULibrary@olivet.edu](mailto:ONULibrary@olivet.edu)

[Hours](#)