

Guide to Linking to Copyrighted Articles And Avoiding Copyright Permission

Copyright

Copyright is the right for copyright owners to control how and what kind of copies can be made of their copyrighted material. Remember, an electronic copy is a copy. Making one copy for one's own research uses falls within fair use, but making copies for a whole class means getting permission from the copyright owner. This time-consuming, letter-writing, clerical task is onerous to most professors. Fortunately, much of the time it is possible to legally bypass the copyright permission process when electronic copies are available in online databases.

Persistent URLs (PURLs)

A persistent URL is a web-based Internet address that is supplied by online research database suppliers for every citation and full-text articles they make available. When libraries post research material online via these commercial databases, copyright is taken care of by the annual subscription fees they pay. So if a professor makes an article or ebook available to students by providing them the PURL Internet address, copyright fees are being paid by the library and the student can make their own "fair use" copy if they so desire. Professors can put these persistent URLs right in their online syllabi or in course document or assignment areas of Blackboard.

Library Reserve

If a copyrighted article is not available via a database subscription, then a copy of the article must be made, either in paper or electronic format, and copyright permission procedures must be followed before they can be made available. Paper copies are put on reserve for students to retrieve in the library at the circulation desk. Electronic copies, usually in Adobe Acrobat (PDF) format, are put on ereserve available via the library's web site. For more information about Reserve and eReserve, see the Faculty Guide to Reserve Services at <http://library.olivet.edu/profreserves.html>, which may be reached by clicking on "Professor Services" on the Benner Library home page at <http://library.olivet.edu> and then on "Reserve Services." If you wish to put copyrighted material in Blackboard, be sure to contact Library Informatics at http://cybrarianprof.org/email/send_email.cfm?id=1.

How to Find the PURL for an Article

Once you find a full-text article in an online database, the URL for the article that you see in the address box at the top of the browser page is not necessarily a persistent URL and may cause you grief if you copy that URL and make it available to students. Different database suppliers have slightly different ways where they make their persistent URLs available. Here are steps to take to find the PURL links for three of our most popular database providers:

OCCL FirstSearch

- 1) Go online to the library's list of databases at <http://library.olivet.edu/webdbs.html>, which may be reached by clicking on "Library Databases" on the Benner Library home page at <http://library.olivet.edu>.
- 2) Pick a FirstSearch database (any of the following):

ABI Inform Global	Geobase
Article First	GPO Monthly Catalog
ATLA Religion Index	Library Literature
ATLAS	MEDLINE
Basic BIOSIS	MLA International Bibliography
Biography Index	Papers First
Book Review Digest	Philosopher's Index
Business and Management	Proceedings
Business Industry	PsycARTICLES
ECO	PsycINFO
Economics Literature	World Almanac
ERIC	WorldCat
- 3) Type in your search terms; check the full-text box; click search.
- 4) On the List of Records page, click the article title you want to display.
- 5) On the Detailed Record page, click on the format of full text (HTML or PDF) you want to display.

BLRC Benner Library & Resource Center BENNER LIBRARY - OLIVET NAZARENE UNIVERSITY

PsycARTICLES Detailed Record | [I-Share Catalog](#) | [BLISweb Online Catalog](#) | [Benner Library Databases](#)

• Click on a checkbox to mark a record to be e-mailed or printed in Marked Records.

[Home](#) | [Databases](#) | [Searching](#) | [Results](#) | [Resource Sharing](#) | [Staff View](#) | [My Account](#) | [Options](#) | [Comments](#) | [Exit](#) | [Hide tips](#)

[List of Records](#) | [Detailed Record](#) | [Marked Records](#) | [Saved Records](#) | Go to page

Libraries ILL E-mail Print Export Help PsycARTICLES results for: kw: gender and kw: boys. Record 9 of 267.

Prev 9 Next Mark:

Copyright: Copyright © 2008 by the American Psychological Association.

GET THIS ITEM

Full Text: [View Full Text in HTML format \(PsycARTICLES\)](#) [View Full Text in PDF format \(PsycARTICLES\)](#)

Availability: **FirstSearch indicates your institution subscribes to this publication.**

- [Libraries worldwide that own item:](#) 1721 [Olivet Nazarene University](#)

6a) On the HTML format full-text page, click the Link Pickup button –

The screenshot shows the Benner Library & Resource Center interface. At the top, there is a header with the logo and the text "Benner Library & Resource Center" and "BENNER LIBRARY - OLIVET NAZARENE UNIVERSITY". Below the header, there are navigation links: "Full Text", "Share Catalog", "BLISweb Online Catalog", and "Benner Library Databases". A secondary navigation bar includes "Home", "Databases", "Searching", "Results", "Resource Sharing", "Staff View", "My Account", "Options", "Comments", "Exit", and "Hide tips". A third navigation bar contains "List of Records", "Detailed Record", "Marked Records", "Saved Records", and a "Go to page" dropdown. Below this, there is a toolbar with icons for "Link Pickup", "Email", "Print", "Return", and "Help". The "Link Pickup" icon is circled in red. The main content area displays "PsycARTICLES results for: 'kw: gender and kw: boys'. Record 9 of 267" and "Full-text source: PsycARTICLES".

6b) -- Or on the PDF full-text page, click the Link Pickup button.

The screenshot shows the Benner Library & Resource Center interface. At the top, there is a header with the logo and the text "Benner Library & Resource Center". Below the header, there is a "Session timeout: 28:57" indicator. A toolbar at the top right contains icons for "Link Pickup", "Email", and "Return". The "Link Pickup" icon is circled in red. Below the toolbar, there is a navigation bar with "Print", "Save", "Home", "Back", "Forward", "Page 1 / 18", "Zoom 72%", and a "Find" search box.

7) Highlight the PURL and copy and paste into your document.

The screenshot shows a document with the following text:

Title: Gender Matters, Too **Author:** Chavous, Tabbye M **Source:** Developmental Psychology, v.44, n.3, (May 2008), p.637 **ISSN:** 0012-1649

IP-address recognition URL for direct article access: [Link Pickup](http://firstsearch.oclc.org/FSIP?sici=0012-1649%28200805%2944%3A3%3C637%3A%3E&dbname=PsycARTICLES_FT)

WebKit option values for direct article access:
:sici=0012-1649%28200805%2944%3A3%3C637%3A%3E:db=PsycARTICLES_FT:

Note (optional):

This is the Persistent URL

The URL http://firstsearch.oclc.org/FSIP?sici=0012-1649%28200805%2944%3A3%3C637%3A%3E&dbname=PsycARTICLES_FT is highlighted in red. A blue callout box with the text "This is the Persistent URL" has an arrow pointing to the URL.

EBSCO

1) Go online to the library's list of databases as above.

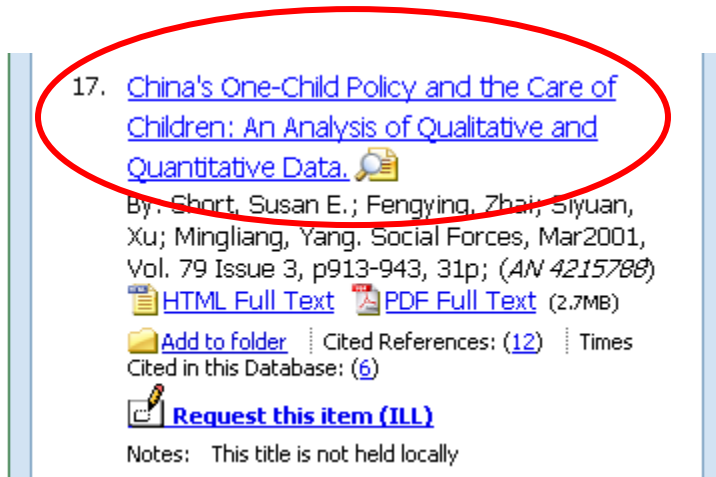
2) Pick an EBSCO database (any of the following):


Academic Search Premier
Business Source Elite
Christian Periodical Index
CINAHL Plus
Communication and Mass Media
EBSCO Animals
EBSCO Host
Education Research Complete
EJS
Greenfile
Health and Psychosocial Instruments
Health Source Nursing/Academic Edition
Health Source Consumer Edition
Kids Search

Library, Information Science and
Technology Abstracts
Magill on History
Magill on Literature Plus
MAS Ultra School Edition
Mental Measurements Yearbook
Military & Government Collection
Newspaper Source
Novelist
Novelist K-8
Primary Search
Professional Development Collection
Regional Business News
SocINDEX



3) Type in your search terms; check the full-text box under "Limit Your Results"; click search.


4) In the "Results for" box, click on the article title.




17. [China's One-Child Policy and the Care of Children: An Analysis of Qualitative and Quantitative Data.](#) 

By: Short, Susan E.; Fengying, Zhai; Siyuan, Xu; Mingliang, Yang. Social Forces, Mar2001, Vol. 79 Issue 3, p913-943, 31p; (AN 4215788)

 [HTML Full Text](#)  [PDF Full Text](#) (2.7MB)

 [Add to folder](#) | Cited References: (12) | Times Cited in this Database: (6)

 [Request this item \(ILL\)](#)

Notes: This title is not held locally

5) On the Citation page, click and drag from left to right on the persistent link URL to highlight it. Be sure to get the whole URL because the entire URL does not show in the box. Copy and paste into your document.

ISSN:	00377732
Accession Number:	4215788
Persistent link to this record (Permalink):	http://search.ebscohost.com/login.asp
Database:	Academic Search Premier

6) When this PURL is clicked, it will take you directly to the HTML document if there is one available. If only a PDF is available, a further click on a “PDF Full Text” link will be necessary.

ProQuest

1) Go online to the library’s list of databases as above.

2) Pick a ProQuest database (any of the following):

- | | |
|------------------------------|-----------------------------|
| ABI/INFORM Global | History Study Center) |
| Chicago Tribune (Current) | Literature Online |
| Chicago Tribune (Historical) | New York Times (Historical |
| Criminal Justice Periodicals | ProQuest Education Journals |
| Digital Dissertations | |

3) Type in your search terms; click search.

4) On the Results page, click on the article title you want or on the word “Citation.”

Results

379 documents found for: *(school boys)* >> [Refine Search](#) | [Set Up Alert](#) | [Create RSS Feed](#)

Dissertations

Mark all | 0 marked items: Email / Cite / Export | [Show only full text](#) | Sort results by: Most recent first | [Go](#)

[Daily step counts and activity time of inner-city African American and Hispanic youth grades 5-8](#)
 by Jamison, Tyler C., Ph.D., Arizona State University 2007 57 pages: AAT 3287963

[Abstract](#) | [Preview](#) | [Full Text - PDF \(4 MB\)](#) | [Order a copy](#)

5) Highlight the Document URL (PURL).

Source: DAI-A 68/11, May 2008
Source type: Dissertation
Subjects: [African Americans](#), [Physical education](#), [Hispanic Americans](#)
Publication Number: AAT 3287963
ISBN: 9780549310993
Document URL: <http://proquest.umi.com/pqdweb?did=1428839601&sid=4&Fmt=2&clientId=8335&RQT=309&VName=PQD>
ProQuest document ID: 1428839601

6) Copy and paste the Document URL into your document.

IMPORTANT: Check the link before making it available to your students. It's easy to include a period at the end of the URL that doesn't belong there.

Off Campus Access

To make a PURL link available off campus, you must add a prefix to the front end of it. The prefix will pull up a login page so the off-campus student can become authenticated via our proxy server. The proxy prefix is <https://login.proxy.olivet.edu/login?url=> and it must be placed in front of the http of the PURL. For example:



Prefix



PURL

<https://login.proxy.olivet.edu/login?url=http://proquest.umi.com/pqdweb?did=1428839601&sid=4&Fmt=2&clientId=8335&RQT=309&VName=PQD>

If you do not add the proxy prefix, your article links will only work from on campus!